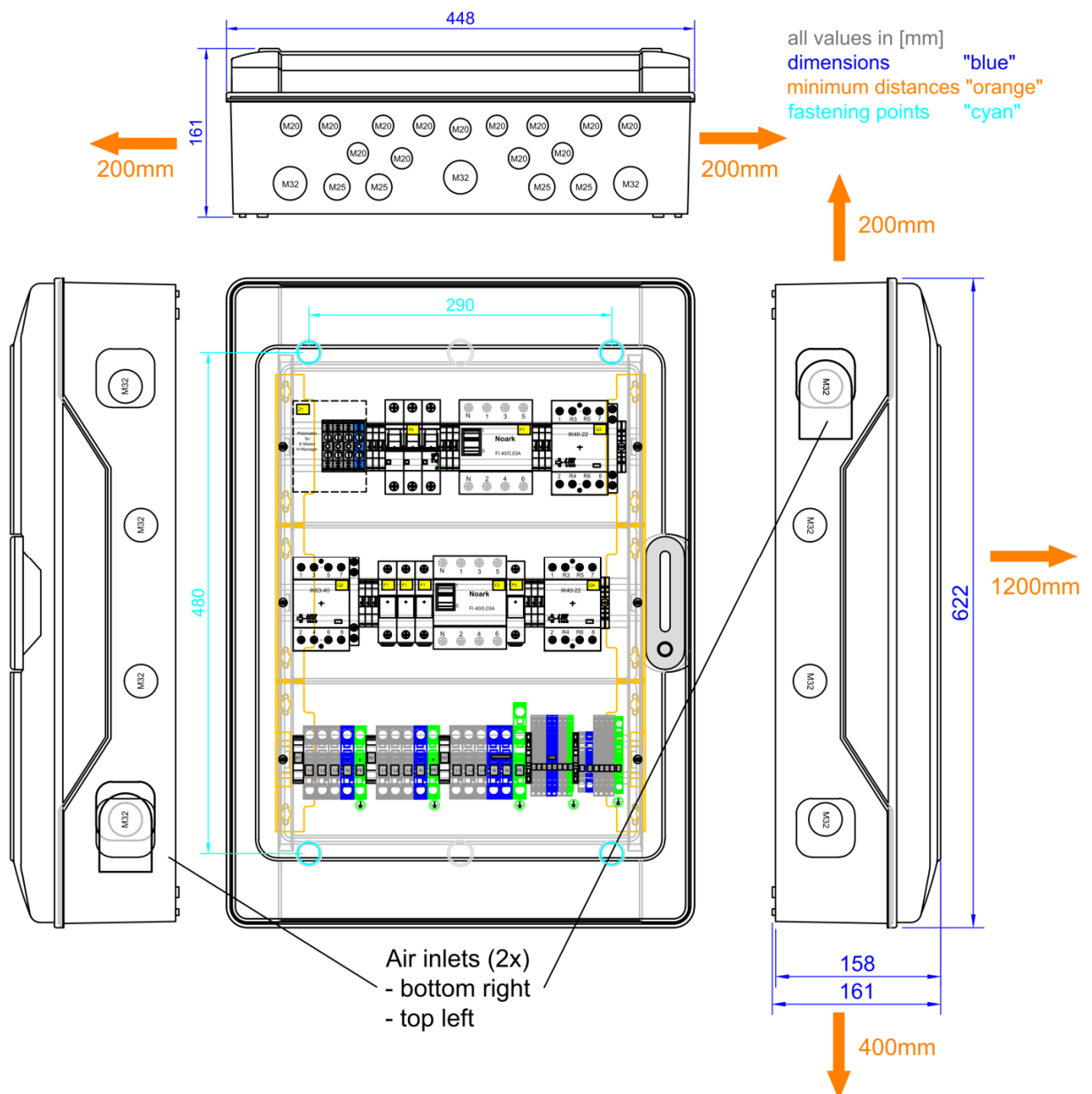


DATA SHEET

3PH-Battery-Backup-Distribution for 3 x Sunny Island

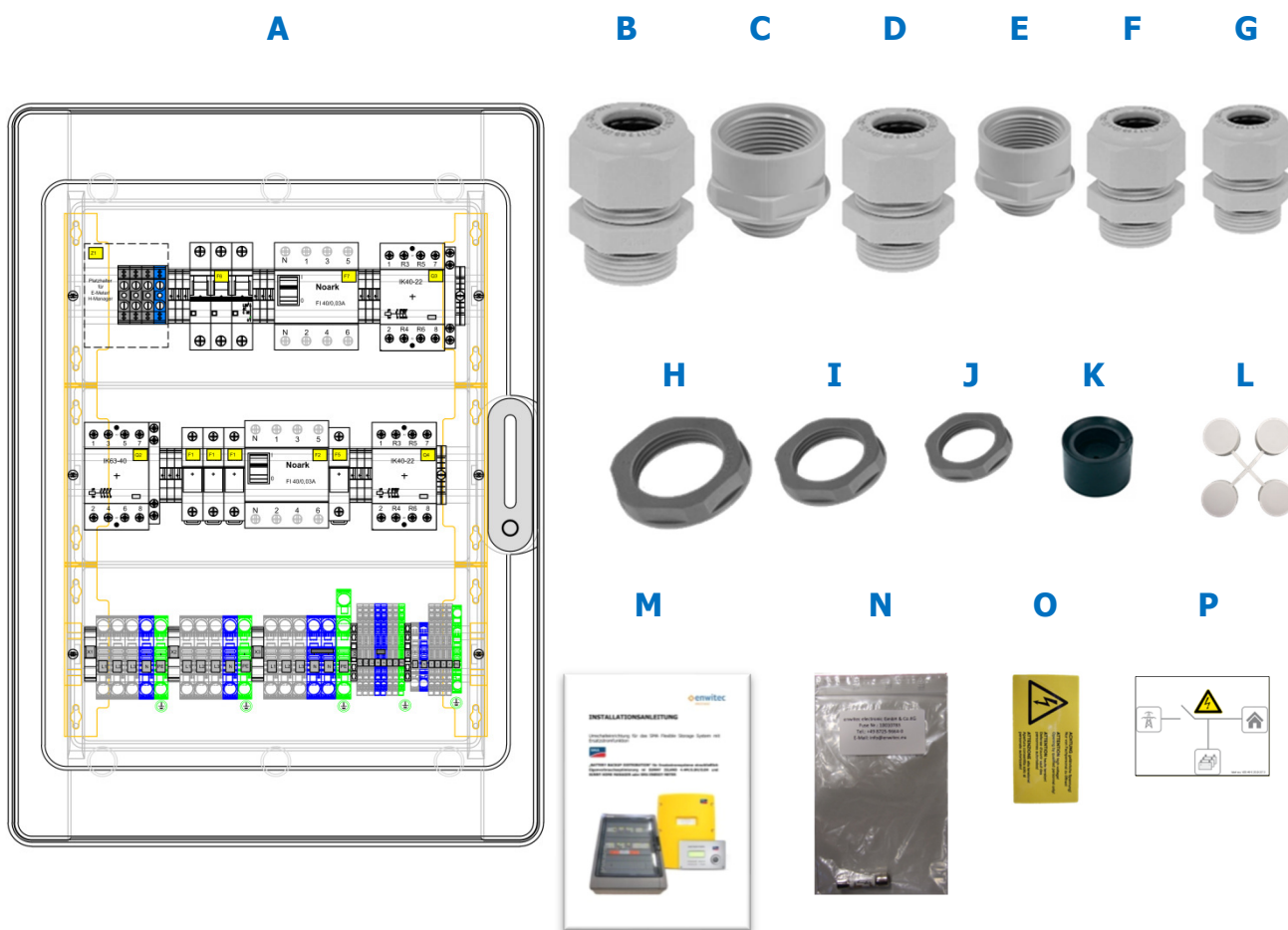
enwitec-order-number	10012569
Customer-article-number	
Type designation	Battery-Backup-Distribution 3PH - prepared for retrofitting SMA - Energy Meter/Home Manager 2.0
Match code	<i>3PH_SMA.SI_BBDAP_35KW_3PH_PREP_DACH_1.1</i>
Application	Battery-Backup Function - SMA "Flexible Storage System"
Battery-inverter	Sunny Island 4.4M-12 / -13 from firmware-version 1.00.xx.R Sunny Island 6.0H-12 / -13 from firmware-version 1.00.xx.R Sunny Island 8.0H-12 / -13 from firmware-version 1.00.xx.R
Grid structure	TT or TN-S system <u>Sunny Island feed in: 3 phase (=1 Cluster)</u>



DATA SHEET

3PH-Battery-Backup-Distribution for 3 x Sunny Island

SCOPE OF DELIVERY

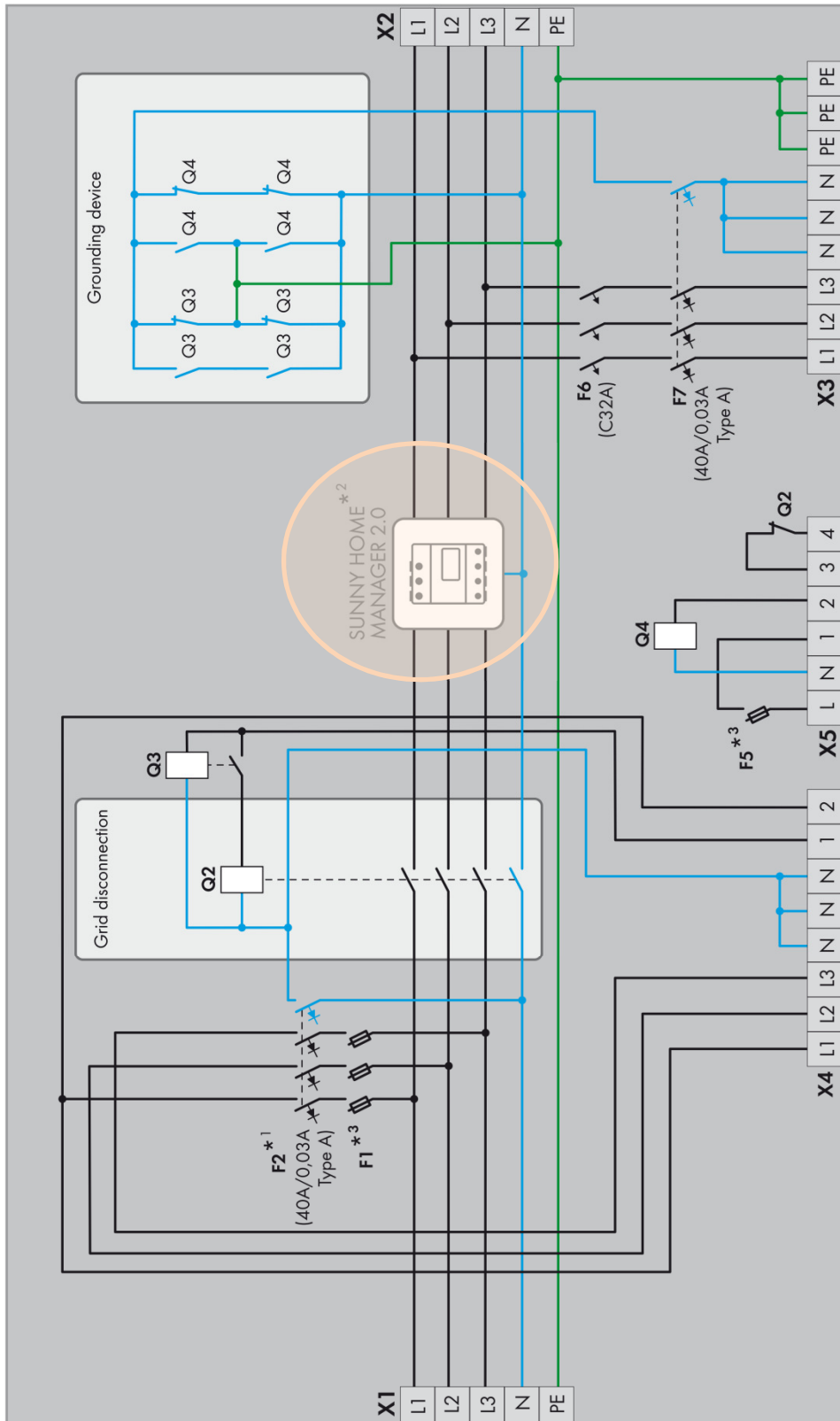


position	number	component
A	1	Battery Backup Distribution 3PH - 10012569
B	2	Cable gland M40 x 1,5 (clamping range Ø 16 – 28mm)
C	2	Enlargement adaptor -M32 to M40-
D	5	Cable gland M32 x 1,5 (clamping range Ø 13 – 21mm)
E	2	Enlargement adaptor -M25 to M32-
F	2	Cable gland M25 x 1,5 (clamping range Ø 9 – 17mm)
G	7	Cable gland M20 x 1,5 (clamping range Ø 6 – 13mm)
H	3	Locknut M32
I	4	Locknut M25
J	7	Locknut M20
K	1	Special sealing insert (CAT 5e cable"RJ45 Plug" -M25-)
L	1	Cover caps for fastening screws
M	1	Installation Manual 10010371
N	5	Ferrule-fuse 10x38mm (either Littelfuse #KLKD-1A; Fast Acting or Bussmann #KTK-1A; Fast Acting) 4 pcs. inserted (Fuse-holders); 1 pc. as a spare-part
O	1	Warning-label „high voltage“
P	1	Label - image "with reference to an island mode system ability"

DATA SHEET

3PH-Battery-Backup-Distribution for 3 x Sunny Island

ORIGINAL CIRCUIT DIAGRAM SMA



*¹ Only when connecting to a TT grid, the line conductor and the neutral conductor must be fused.

*² Not required for systems without increased self-consumption.

*³ Requirements for thermal fuse used: 1 A, nominal cold resistance of at least 0.2 Ω and melting integral max. 1A2s. The indicated values in brackets are recommended by SMA Solar Technology AG. The electrical devices must be designed in accordance with the locally applicable standards and directives.

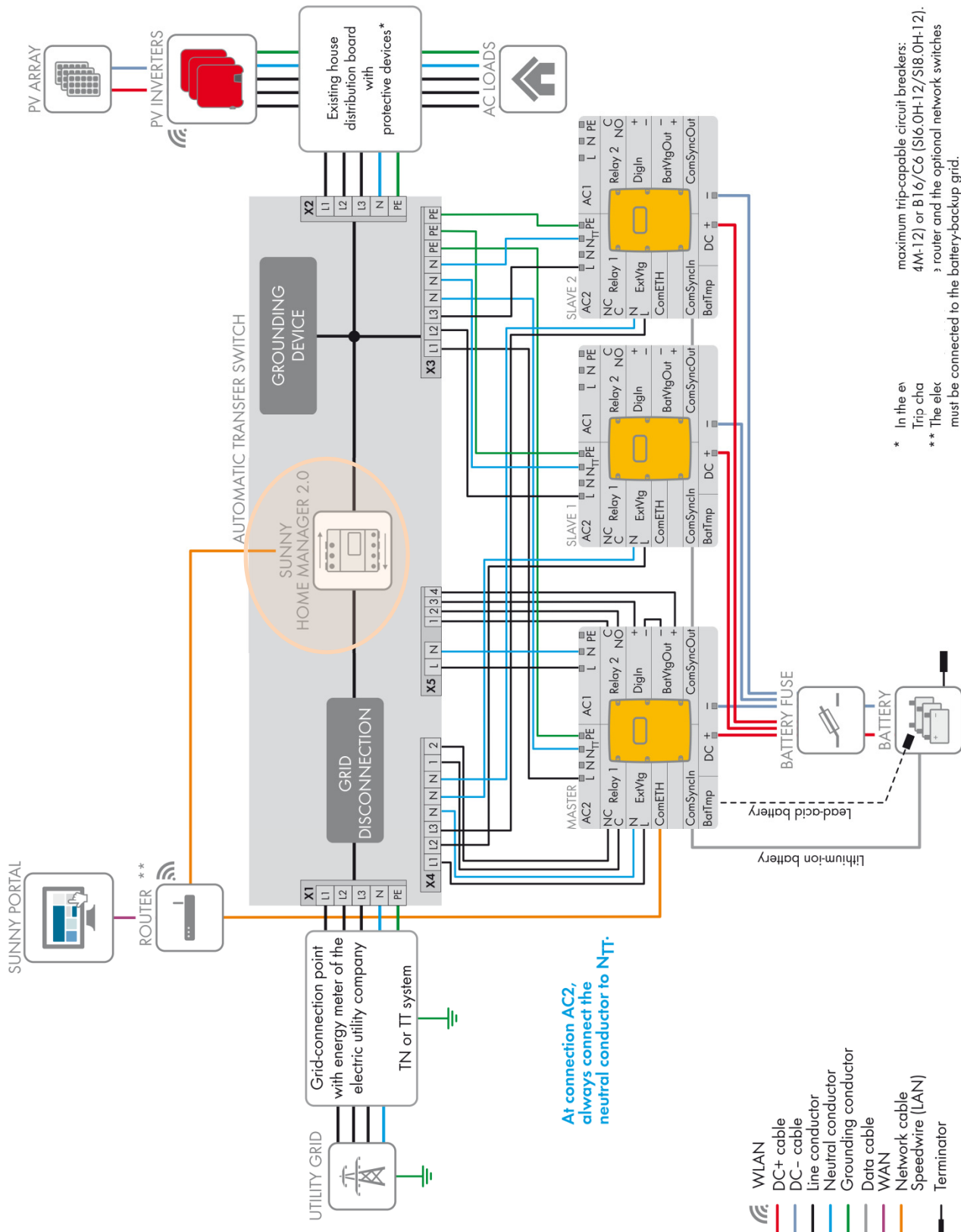


10012569: prepared for retrofitting SMA - Energy Meter/Home Manager 2.0

DATA SHEET

3PH-Battery-Backup-Distribution for 3 x Sunny Island

ORIGINAL CIRCUITRY OVERVIEW SMA



10012569: prepared for retrofitting SMA - Energy Meter/Home Manager 2.0

DATA SHEET

3PH-Battery-Backup-Distribution for 3 x Sunny Island

TECHNICAL DATA

Rated operating voltage AC	[V]	3PH -230/400
Rated insulation voltage	[V]	400
Operating frequency	[Hz]	50/60+/-5%
Max. prospective short circuit current	[kA]	10
Permitted grid structure		TT / TN-S
Max. value of pre-fuses	[A]	63 A
Max. thermal power	[kW]	35
Standby-loss	[W]	ca. 15

Circuit breakers and fuses

F1 Ferrule-fuse 10x38mm		3 x 1A fast
F2 RCD (residual current protective device)		Type A /40A-0,03A
F5 Ferrule-fuse 10x38mm		1A fast
F6 MCB (circuit breaker - "C"-characteristic)		3x32A
F7 RCD (residual current protective device)		Type A/40A-0,03A

Contactors

IEC/EN 61095; IEC/EN60947-1; IEC 60947-5-1		
Q2 „grid disconnection“	AC1 [A]	63
Q3 „grounding device I“	AC1 [A]	40
Q4 „grounding device II“	AC1 [A]	40
Control voltage		230V AC/DC
Hum-free		yes

Connections/terminals (spring-loaded terminals)

Terminal block	Wire type	Cross section [mm ²] max.	Stripping length [mm]	Ferrule
X1/X2/X3	solid	16	18-20	-
	stranded	25		-
	stranded	16		yes
X4	solid	2,5	8-9	-
	stranded	2,5		-
	stranded	2,5		yes
X5 (L1/N/PE)	solid	10	13-15	-
	stranded	10		-
	stranded	6		yes
X5 (1/2/3/4)	solid	2,5	8-9	-
	stranded	2,5		-
	stranded	2,5		yes

Cable glands

Terminal block	Size (metrical)	Clamping range [mm]
X1	M32/M40	13-21/16-28
X1 PE	M20	6-13
X2	M32/M40	13-21/16-28
X3	3 xM32	13-21
X4	3 xM20	6-13
X5 „L1/N/PE“	M25	9-17
X5 „1/2/3/4“	M20	6-13



Please observe the manual “Automatic Transfer Switch for the SMA Flexible Storage System” whose general instructions must be considered!

General data

Dimensions (WxHxD)	[mm]	448x622x161
Weight	[kg]	12
Operating temperature range	[°C]	-25..+40
Temperature - transport/storage	[°C]	-25..+55
Temporary max. 24 hours	[°C]	70
Humidity-condensing allowed	•/-	-
Humidity – permitted range	[%]	5 ... 70
max. altitude above sea level N.N.	[m]	2000
Protection Class IP (EN 60529)		44
Outdoor-application permitted	•/-	-
Installation type		Indoor area (ventilation valves!)
Protection against electric shock (EN 61140)		II
Case material		Polycarbonate
RoHS-conformity (2011/65/EU)		•
Colour of case		similar RAL7046
Way of mounting		wall mounting
cover		transparent
Locking system		without tool

Relevant standards

Switching device	EN 61439-1 EN 61439-2 EN 61439-3
„distribution boards – operated by ordinary people“ (DBO)	

Miscellaneous

Customer tariff number	85371098